Valvola con raccordo a compressione PN16
PN16 Compression ball valve

18VCBB

COMPONENTI/COMPONENTS

1	Tappo maniglia/handle plug: MDPE
2	Vite in acciao/Steel nut
3	Maniglia in PACV/PAGF handle
4	Perno in ottone/Brass pivot
5	Guarnizione/NBR o' ring
6	Corpo in PPCV/PPGF body
7	Sfera in ottone cromato/Brass chromium plated ball (*)
8	Guarnizione in PTFE/PTFE o'ring
9	Ghiera in PP - PP Nut
10	Anello di graffaggio (resina acetalica)/Clinching ring (acetal resin)
11	Anello di spinta/Thrust ring (PP)
12	Guarnizione/O ring: NBR

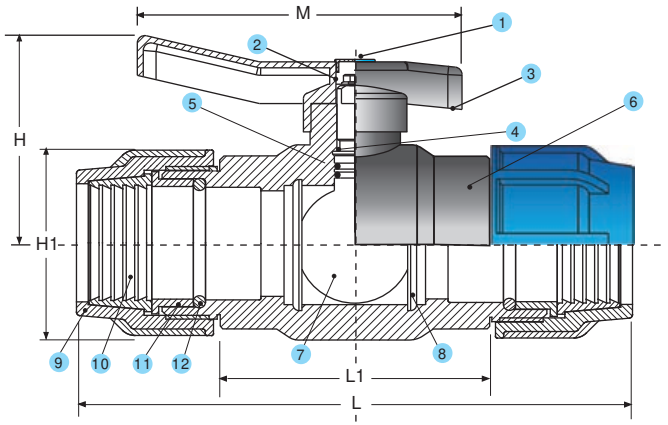

(*) OPZIONALE



Sfera TEFLONATA PTFE coated ball

Idonea al contatto con acqua di mare e sostanze chimiche.
Contattare il nostro staff tecnico (laboratorio@plasticalfa.it)
Suitable for sea water and chemical media.
Contact our technical staff (laboratorio@plasticalfa.it)

ø	L	L1	M	H	H1	Maniglia handle
ø 20	156	68.5	85	51.5	48	A/ST
ø 25	170	78	108	58	54	A/ST
ø 32	200	92.5	108	70	63	A/ST
ø 40	229	101	108	75	77	ST
ø 50	251	117	150	101	91	ST
ø 63	300	136	150	106	106	ST
ø 75	340	150	305	140	126	C
ø 90	400	150	305	150	148	C
ø 110	440	170	305	165	173	C



MANIGLIA TIPO A
HANDLE TYPE A



MANIGLIA STANDARD
HANDLE STANDARD



MANIGLIA TIPO C
HANDLE TYPE C

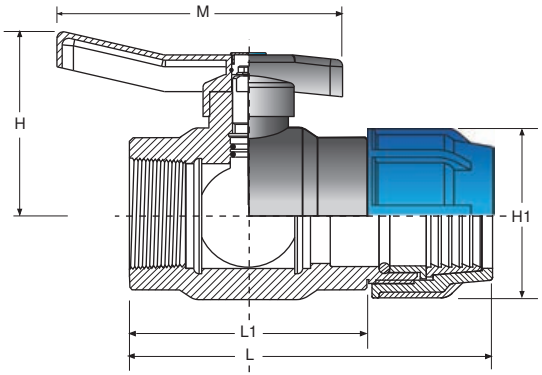

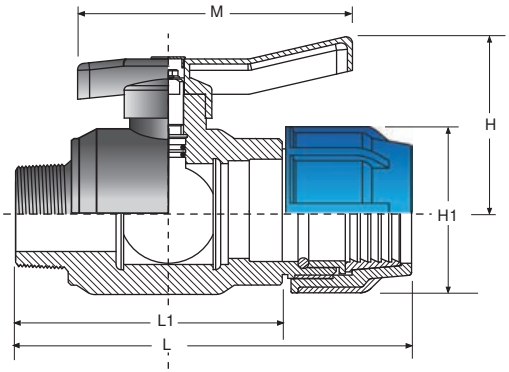

18VCBF

ø	L	L1	M	H	H1	Maniglia handle
ø 20x1/2"	110	68.5	85	51.5	48	A/ST
ø 25x3/4"	125	78	108	58	54	A/ST
ø32x1"	148	92.5	108	70	63	A/ST
40x1"1/4	165	101	108	75	77	ST
50 x 1"1/2	184	117	150	101	91	ST
63 x 2"	218	136	150	106	106	ST
75 x 2"1/2	240	145	305	140	126	C
90 x 3"	300	175	305	150	148	C
110 x 4"	322	190	305	165	173	C

18VCBM

ø	L	L1	M	H	H1	Maniglia handle
ø 20x1/2"	126.5	84.5	85	51.5	48	A/ST
ø 25x3/4"	142	94	108	58	54	A/ST
ø32x1"	158	104.5	108	70	63	A/ST
40x1"1/4	175	111,5	108	75	77	ST
50 x 1"1/2	202	135	150	101	91	ST
63 x 2"	229	147	150	106	106	ST
75 x 2"1/2	270	177	305	140	126	C
90 x 3"	318	193	305	150	148	C
110 x 4"	330	198	305	165	173	C

54RA

Rubinetto d'arresto PN 16
PN16 Stop cock

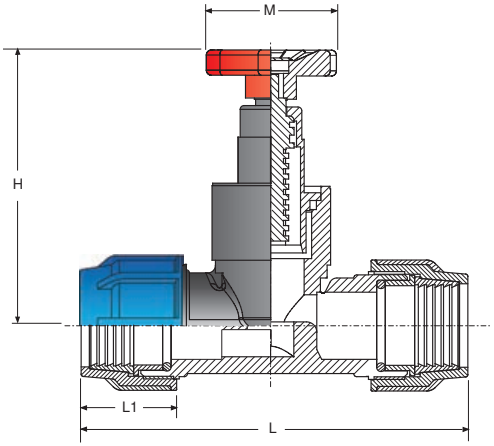

ø	L	L1	M	H
25	158	45	55	95
32	200	52	55	100